



STOP & GO Communication Lights

A cost effective way to increase dock safety!



Tri Lite's Stop & Go communication lights alert truck drivers and loading dock personnel to the status of docking trucks. To alternate between the red and green lights inside the warehouse, model SG20 is a single unit that includes a manufacturer-installed toggle switch. Model SG10 is a no-switch option for institutions utilizing an external control system. The model SG30 is a complete set consisting of both units and a six-foot communication cable for opposing signals inside and outside of the loading dock. Made from a durable plastic, the unit will not rust, pit, or corrode. Integral eyebrow sun visors provide improved visibility, shielding lamps from the glaring sun or freezing snow. The Stop & Go light can also be used in other applications such as car washes, inspection lanes, parking lots and garages, drive-thru windows, amusement park rides, and controlled access entrances.

Key Features


- Long-life LEDs reduce replacement costs and down time.
- Maintenance free – 3 year limited warranty
- Energy efficient
- UL and cUL certified
- Dust and water resistant; IP54 rated
- Made in the USA



Technical Specifications

- Choice of safety yellow or black polypropylene housing.
- 120 VAC, 12 VDC, and 24 VAC/DC units available.
- 4 1/4" lens diameter
- 11 3/8"H x 6 3/8"W x 3 3/4"D
- Weight: 2 pounds per unit

NEW PRODUCT



Sold as a single unit.
LEDs switch from red to green.

Stop and Go Linear Light

The SGL10 is a thin single unit Stop & Go solution from Tri Lite. Its clear case houses a modern LED communication light that is made specifically for customers who want to supply their own control system. The narrow profile of the linear light fits perfectly between close sitting loading docks or anywhere space is an issue. Activate the LEDs from red to green via a remote switch to indicate simple go/no go communication inside or outside of the dock door.

What's New:

- 33 bright LEDs make this our brightest Stop & Go yet!
- Eliminate replacement costs and down time – 5 year limited warranty
- Use for low voltage applications: 12 VAC/VDC
- Our narrowest Stop & Go: 15"H x 3 5/8"W x 2 3/4"D

Increase Dock Safety with Communication Lights

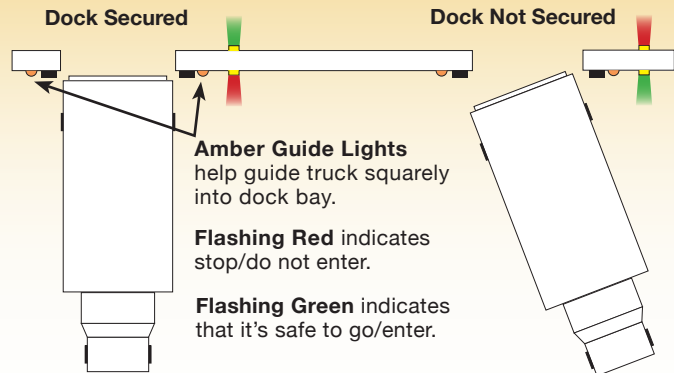
Tri Lite's communication lights greatly increase worker safety with highly visible red and green LEDs. Use a single unit for simple go/no-go signaling; pair the units for an opposing signal set when a "blind" two-way communication system is necessary. Combine Stop & Go units with the LED Loading Dock Guide Light Set and our dock signs for a complete loading dock safety communication system.



For a complete safety system add a Loading Dock Guide Light set.

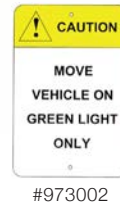


One hundred bright LEDs make the Tri Lite Guide Light Set easily visible, even in daylight. Outdoor rated. 120 VAC units are UL and cUL certified. 12-24 VDC option available.



Dock Communications Signs

Each high-contrast, high-visibility sign has easy to read Stop & Go instructions for drivers. Made from lightweight, durable aluminum, they're easy to mount anywhere. Buy each sign separately, or as a set of three. Conforms to ANSI Z535-1998.



LED Stop and Go Models [†]					
Stop & Go Set Includes: SG10, SG20, and Cable		Stop & Go with Flasher and Switch		Stop & Go Light	
Part# [†]	Voltage / Amps*	Part# [†]	Voltage / Amps*	Part#	Voltage / Amps*
SG30-12XX-LED	12V / 140mA	SG20-12XX-LED	12V / 70mA	SG10-12RG-LED	12V / 70mA
SG30-24XX-LED	24V / 160mA	SG20-24XX-LED	24V / 80mA	SG10-24RG-LED	24V / 80mA
SG30-115XX-LED	115V / 80mA	SG20-115XX-LED	115V / 40mA	SG10-115RG-LED	115V / 40mA

[‡] Incandescent lamp option available for all units. Choose safety yellow or black housing.

[†] Specify switch option for "XX": Use "RG" = Toggle Switch Included / "NS" = No Switch

*Amp measurements represent the maximum in use current rating when lights are configured as shown.

Stop & Go Accessories	
Part#	Lamp Type
LED12CK	12V LED Conversion Kit
LED24CK	24V LED Conversion Kit
LED115CK	115V LED Conversion Kit
973000	Set of three communication signs

Linear Stop & Go	
Part#	Voltage
SGL10-12RG-LED	12V/.65A

LED Dock Guide Light Set	
Part#	Voltage
DGLED-120**	120VAC
DGLED-12/A	12-24 AC/DC

** UL and cUL certified.

Toggle switch available on SG20 and SG30 models.

